




emily_huai@hanbell.cn

IR@hanbell.cn

021-51365368

		2
		3
		6
		7
	" "	8
102	10	8
		10
	" "	11
		12
		14
60		18
		21

	24
“ “ “ “	27
	30
:	31
	33
	34
	34
	34
	35
,	36
	37
	37



2



“ ”

30%

2005 2006

2009 1

9 2

8

9

" "

— 7

" " "

8

9

"

7

"

"

1-7 7.7

"

"

"

"

7

"

"

7

7

7

1

8

7

8

9

3 6

()

5000

"

3 6

"

7.37

1.7

7

7

"

"

"

"

"

1.8%

"

1500

1500

1000

<http://news.hexun.com/2009-09-09/121012143.html>



A

" "

"

"

"

"

"

"

A

A

"

2600—2700

"

(5, 0, 20, 4, 17%)

"

"

A

2007 6

()

A

"

"

A

"

"

"

"

4 29

5 11

"

"

A

8

“ ”

<http://finance.sina.com.cn/stock/y/20090910/02096729096.shtm>



9

2007 2008

“

”

600970

“

”

6.83

40%

600428

“

"

()

(<http://stock.hexun.com/2009-10-16/121362479.html>)



" "

16.4%

3.8%

12.3%

3.8

6.2

2.9

"

"

()

(http://paper.cnstock.com/html/2009-10/19/content_71541346.htm)



7.9

10 18 220
 7 9 49 14 39
 102 7 9 46.36% 59
 33 12 13 117 7 9
 53.18% 1
 13 7 9
 Wnd 2009
 74% 87.56%
 214.52% 164.62%
 10 14
 7 9 11
 10 8
 9
 7 9 7-9 14800
 11740% 7 9 2276% 5738%
 A A 8
 3 14
 100%
 6 3000 7 9
 7 9 200% 250%
 10 39.91% 7 9 2276% 5738% 10
 23.4% 26 10 A
 10 7 9
 102

TD 200
342 CDMA EVDO 285 WCDMA
10 1

(<http://www.p5w.net/today/200910/t2639432.htm>)



2009 10 30
28
, 28
8 " "
500



9 24 30 28

" "

10 30 12 "
"
28 29

()

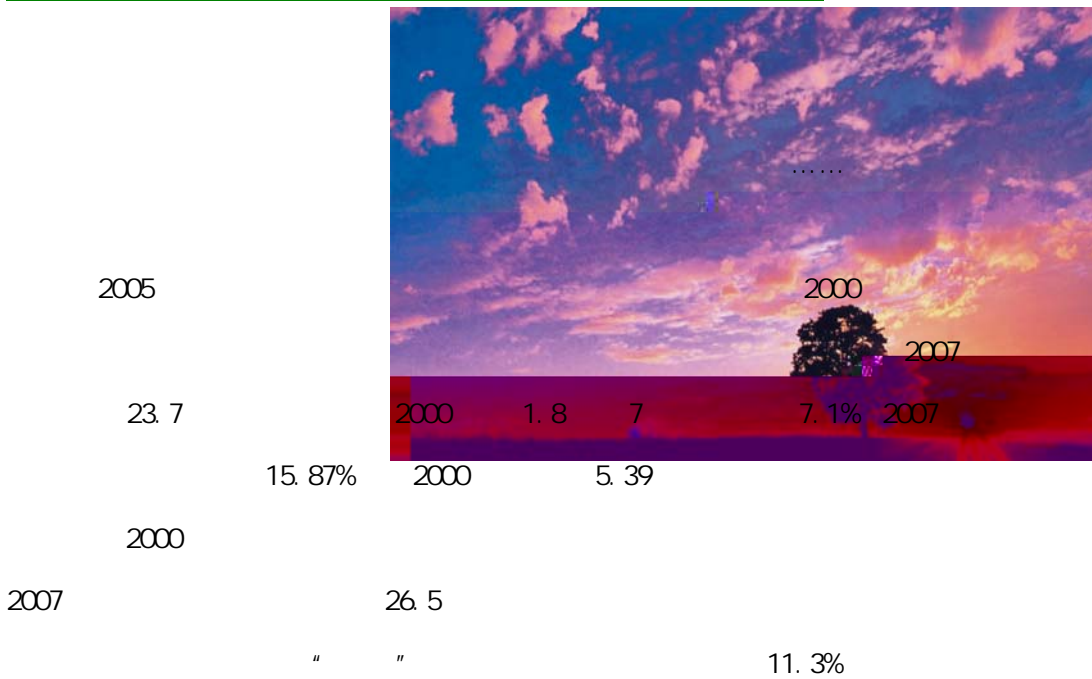
(http://paper.cnstock.com/html/2009-10/30/content_71618395.htm)




8.04%	21.42	1.25			
14.40%	14.77%	6	2.75	3.03	3
7	97.17%	97.41%	0.24		
	97.34%	0.17			
7					

	2.16			
				3.1
		1-7		10399.74
10.85%		2.54		
0.42		13		5
				8.79
4.77		8		
1-7		5825.27		23.54%
				22.70%
46.24		0.08		1-7
				13
				35%
				10%
		118		56
	47.46%			41
				34.75%
62		3		52.54%
1-7				
				23%
7				
	18.62%			0.42
				13.63%
	3.66			
				1-7

		731.35	20.74%	4.3
	5	100		
	1.0		42.11%	1.0-1.6
	39.67%		9.53%	
2.95		7	45.11%	
			30%	
				18%
			1-7	10
9			19.63%	
8.91				
			32%	
	20.56%			
14.19%	20.57%		5	





" "

2008

372

50%

2020

2100

556


190

2007

.

" "

60



“ ”

" "

156

1952

3

34

7

10 20

3

1980

300

300

300

" "

L

300

5

4

1970

BTD

(1)



1984

3

5L-40/8

40

10



1937 SRM

" "

3/3 10/11 4/6

5/6

5/6

0.9 2.0

"

"

10 50m/s

0.005mm

Ra0.1 0.2 μ m

6000r/min

NU

1

NU

NU

NU

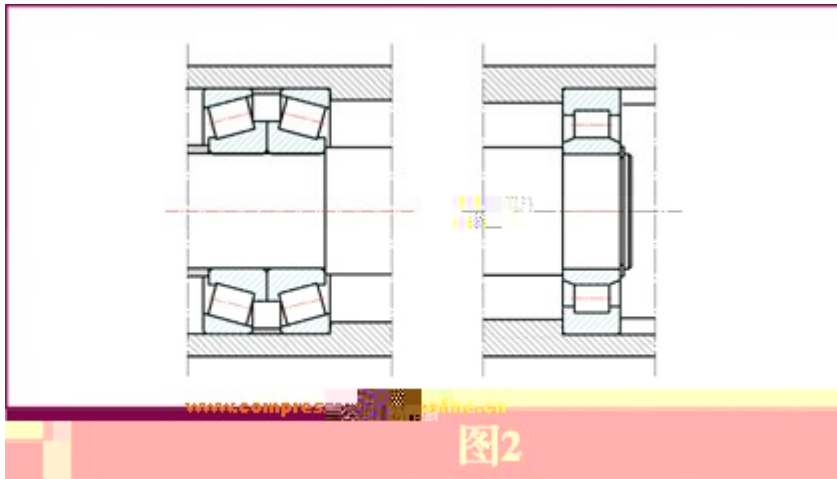
1



2

NU

2

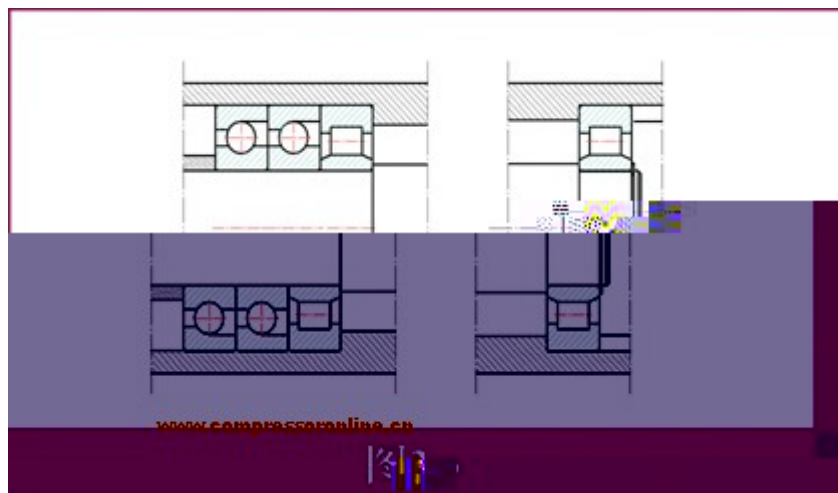


3

NU

NU

3



()



2004

50

" 30

" "

" "

" "

"

"

"

19

9

800

4

MD

19

" " " " " "

"

"

"

"

"

1995

"

"

"

"

3

20

"

"

"

"

2000

350

2000

"

"

" " ? " "

" "

" "

" " " "

1992

120 " " 180

" "

180 ;

" "

" " 2004 " " 2008

12 250

2004 6 3 " "

3 300

60% 40% —

2008 12 9 I R Fred Li

12

250

" "

EPS 0.56 0.75 0.92 27%
EPS 2010 25 PE 18.75
" "

<http://stock.cfi.net.cn/p20090921000865.html>



9 25

70

" 2009 "

"

"

CCP 4.5



关于汉钟



2009 1-6	1.66	20.35%	2 137
38.4%	1 955	27.3%	0.12
2009 4-6	1.01	54.8%	1 852
550%	1 640	421%	2009
		30%	3 343 -4
776			
09 10 EPS	0.32	0.40	36 29
" "			

<http://stock.sohu.com/20090902/n266399364.shtml>



2009		
5% 15%		30% 2008
4776	0.30	

			10%
3300	58%	2009	1954

IPO

	2009	2010		0.46	0.58		
12.20	2009	2010	27	21		"	"

002158

[Redacted]

	1.9	2.98	5253
9.99%		0.33	
314.96		1639.58	

3298.68

2008 12
 25%
 2009 2010 15%
 2009
 2010 10% 20%

()

<http://stock.hexun.com/2009-10-26/121458495.html>



002158 1.32
 7.03% 3298.68 58.02%
 9.99% 0.33 9.99% 5253.22 9.62%
 15% 25%

44.78% 2007
 383.13%

2009
 30%

()

<http://finance.sina.com.cn/stock/t/20091026/07076881292.shtml>

()

<http://finance.qq.com/a/20091026/004377.htm>



<http://stock.eefoo.com/jjgs/zxbyw/200910/28-1642902.html>



	1 9	2 98	5253
	9.99%	0.33	
	314.96	1639.58	
3298.68			

	1 9	2 98	5253
	9.99%	0.33	
	314.96	1639.58	
3298.68			

		25%	2008 12
	2009	2010	15%
			2009
2010		10%	20%

<http://www.1kongyaji.com/news/html/20091027/n53717.html>